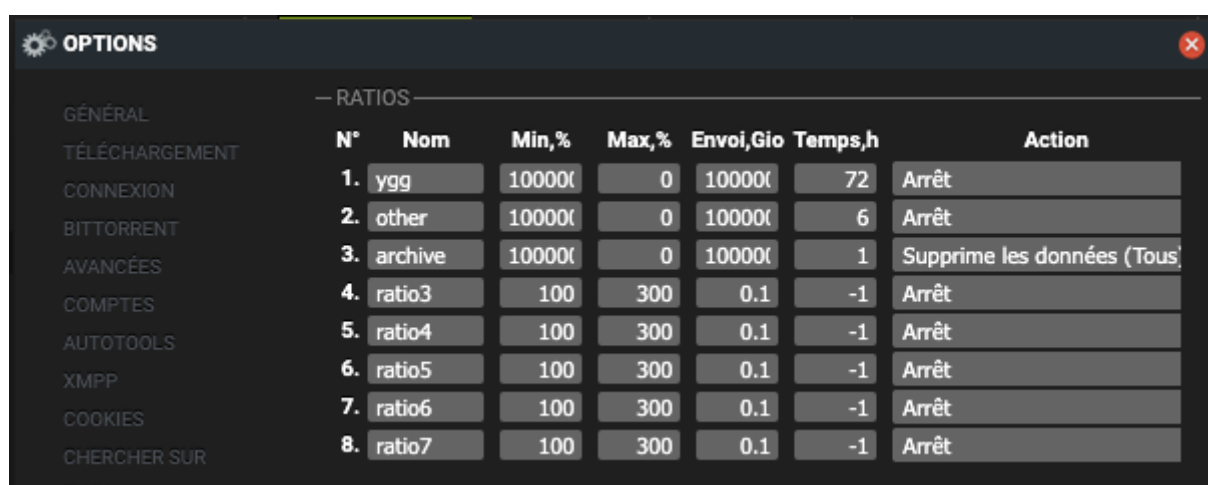


# Configuration Ratios ruTorrent

Configuration des règles de ratio ruTorrent pour l'automatisation des suppression et seed 72h.

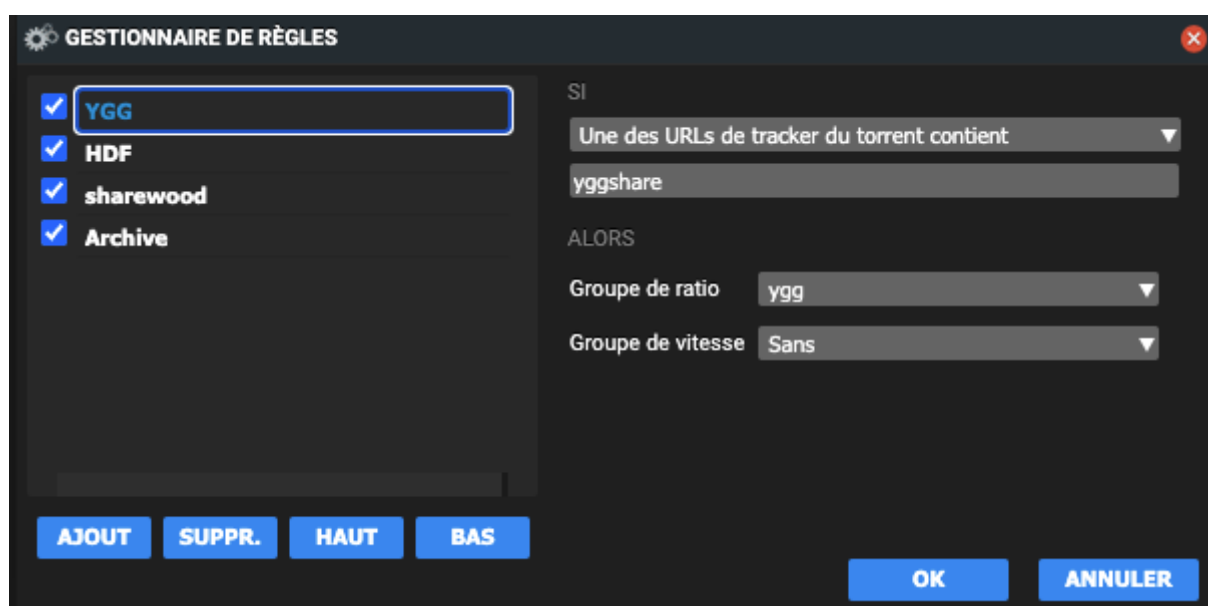
## Paramètre des ratios





The screenshot shows the 'OPTIONS' window in ruTorrent, specifically the 'RATIOS' tab. On the left is a sidebar with various configuration categories. The main area displays a table of 8 ratio rules. Each rule has a number, a name, minimum and maximum percentage values, upload/download limits, a time limit in hours, and an action.

N°	Nom	Min, %	Max, %	Envoi, Gio	Temps, h	Action
1.	ygg	100000	0	100000	72	Arrêt
2.	other	100000	0	100000	6	Arrêt
3.	archive	100000	0	100000	1	Supprime les données (Tous
4.	ratio3	100	300	0.1	-1	Arrêt
5.	ratio4	100	300	0.1	-1	Arrêt
6.	ratio5	100	300	0.1	-1	Arrêt
7.	ratio6	100	300	0.1	-1	Arrêt
8.	ratio7	100	300	0.1	-1	Arrêt

## Règles de ratios



The screenshot shows the 'GESTIONNAIRE DE RÈGLES' (Rules Manager) window. On the left, a list of rules is shown with checkboxes: YGG, HDF, sharewood, and Archive. The right side shows the configuration for a selected rule. It includes a 'SI' (If) condition: 'Une des URLs de tracker du torrent contient' followed by the text 'yggshare'. Below this is the 'ALORS' (Then) section with two dropdown menus: 'Groupe de ratio' set to 'ygg' and 'Groupe de vitesse' set to 'Sans'. At the bottom are buttons for 'AJOUT', 'SUPPR.', 'HAUT', 'BAS', 'OK', and 'ANNULER'.

 GESTIONNAIRE DE RÈGLES 

☒ YGG

☒ HDF

☒ sharewood

☒ Archive

AJOUT

SUPPR.

HAUT

BAS

SI

L'étiquette du torrent contient

Archive

ALORS

Groupe de ratio

archive

Groupe de vitesse

Sans

OK

ANNULER

Revision #1

Created 9 May 2022 16:27:28 by Martin Bouillaud

Updated 9 May 2022 16:28:42 by Martin Bouillaud